




DANMAR
GARAGE DOORS

Product Catalogue

I N N O V A T I O N Q U A L I T Y I N T E G R I T Y





THE garage door is often the largest and most prominent frontal feature of your home. For this reason, choosing the right garage door is a crucial decision that can significantly influence the value and aesthetics of your most prized asset.

A Danmar garage door is guaranteed to complement most architectural styles, thus creating an exceptional overall street appeal.

Danmar's custom garage doors are excellent value for money and allow you the freedom to design a garage door that truly reflects the style of your home at a price that suits your budget.

Be it a traditional timber or contemporary style, Danmar's custom designed garage doors express your individuality.

At the same time they deliver quality and longevity unmatched by any other garage door.

◆ Your Vision, Our Expertise

The expert team at Danmar have been partnering with clients since 1987 to significantly enhance the value of their homes. Danmar's custom designed garage doors allow you to capture the essence of your home and complement its architectural style.

In addition to designing and manufacturing unique garage doors to suit most applications, Danmar also has over 30 standard designs to choose from. This is unquestionably the largest range available in Australia and is complemented by many colour and finish options to suit every home.

We have built our business on quality, reliability, integrity and unrelenting innovation offering designers, architects, builders and home owners an affordable alternative.

Being the leading manufacturer of custom garage doors with a national presence, we have the knowledge, experience, people and technology to deliver what we promise.

◆ Danmar Natural Timber Collection

Complement your home with the timeless beauty, warmth and versatility of natural timber offering unlimited design potential.

Our timber garage doors are crafted from the finest Western Red Cedar and are finished in a premium selection of colours. We only use superior sealers and outstanding levels of craftsmanship to create a garage door that is guaranteed to be one of the most attractive and durable features of your home.

◆ Danmar Contemporary Designs

Our extensive range of custom aluminium designs have become increasingly popular with customers looking for something more contemporary. Modern designs incorporating aluminium mesh, acrylic, polycarbonate and glass options combine security and style whilst filling your garage with light.

◆ Danmar Custom Designs

Or why not combine the traditional feel of timber with the contemporary style of modern materials? Share your vision with our experts and we will create it for you. The design options are truly endless!



CEDAR PANEL 86

Description	86mm horizontal panelling fixed to an aluminium frame
Frame	DR10—86 (12): Full aluminium frame
Cladding	86x10 or 86x12 Western Red Cedar lining boards
Options	Vee Joint or Shiplap profile
Colours	Fully Sealed Hemlock (Std colour), Walnut, Clear, Rosewood and Ebony. Or Oiled: Clear, Sella Brown and Black Ash
Product Code	DR10-86 (12)


* Windows are optional/not included in price


CEDAR PANEL 135

Description	135mm horizontal panelling fixed to an aluminium frame
Frame	Full aluminium frame
Cladding	135x12 Western Red Cedar lining boards
Options	Vee Joint or Shiplap profile
Colours	Fully Sealed Hemlock (Std colour), Walnut, Clear, Rosewood and Ebony. Or Oiled: Clear, Sella Brown and Black Ash
Product Code	DR10 - 135


RAISED PANEL

Description	Solid Western Red Cedar door with raised panels
Frame	38mm thick rails and stiles
Inserts	18mm thick, fielded (raised) panels
Colours	Fully Sealed Hemlock (Std colour), Walnut, Clear, Rosewood and Ebony. Or Oiled: Clear, Sella Brown and Black Ash
Product Code	DL-1



NATURAL TIMBER COLLECTION



LOUVRE PANEL

Description	Solid Western Red Cedar door with louver panels
Frame	38mm thick rails and stiles
Inserts	Individually manufactured louver panels
Options	Open or closed louvres
Colours	Fully Sealed Hemlock (Std colour), Walnut, Clear, Rosewood and Ebony. Or Oiled: Clear, Sella Brown and Black Ash
Product Code	Louvre



CLASSIC PANEL

Description	Solid Cedar door with vertical 86mm Vee Joint panels
Frame	38mm thick rails and stiles
Inserts	Vee Joint panels
Options	135mm Vee Joint panels Horizontal or diagonal panel
Colours	Fully Sealed Hemlock (Std colour), Walnut, Clear, Rosewood and Ebony. Or Oiled: Clear, Sella Brown and Black Ash
Product Code	DR-2



RECESSED PANEL

Description	Solid Cedar door with flat cedar inserts
Frame	38mm thick rails and stiles
Inserts	18mm thick, flat cedar panels (reverse of Raised Panel)
Colours	Fully Sealed Hemlock (Std colour), Walnut, Clear, Rosewood and Ebony. Or Oiled: Clear, Sella Brown and Black Ash
Product Code	Sella Brown and Black Ash





BARN PANEL

Description	135mm vertical vee joint panelling fixed to an aluminium frame with horizontal whalers with black round bolts
Frame	Full aluminium frame
Cladding	Western Red Cedar lining boards
Options	86mm lining boards, Shiplap profile, with or without bolts, custom hardware
Colours	Fully Sealed Hemlock (Std colour), Walnut, Clear, Rosewood and Ebony. Or Oiled: Clear, Sella Brown and Black Ash
Product Code	DL-3


VERTI PANEL


Description	135mm vertical vee joint panelling fixed to an aluminium frame (Tilt Door shown)
Frame	Full aluminium frame
Cladding	Western Red Cedar lining boards
Options	86mm lining boards, Shiplap profile or timber border
Colours	Fully Sealed Hemlock (Std colour), Walnut, Clear, Rosewood and Ebony. Or Oiled: Clear, Sella Brown and Black Ash
Product Code	DL-7


CARRIAGE PANEL

Description	135mm vertical vee joint panelling with opened or closed louvres on top panel
Frame	Full aluminium frame
Cladding / Inserts	Western Red Cedar lining boards with louvre panels
Options	86mm boards, Herringbone design, other panel inserts such as glass, acrylic, metal
Colours	Fully Sealed Hemlock (Std colour), Walnut, Clear, Rosewood and Ebony. Or Oiled: Clear, Sella Brown and Black Ash
Product Code	DR-8




NATURAL TIMBER COLLECTION




HERRINGBONE PANEL

Description	135mm vee joint panelling fixed to an aluminium frame in a herringbone design
Frame	Full aluminium frame
Cladding	Western Red Cedar lining boards
Options	86mm boards
Colours	Fully Sealed Hemlock (Std colour), Walnut, Clear, Rosewood and Ebony. Or Oiled: Clear, Sella Brown and Black Ash
Product Code	DR-1



PLY PANEL

Description	Ply sheets fixed to an aluminium frame with black rebates on all joins
Frame	Full aluminium frame
Cladding	AA Grade Marine Ply
Options	Butt joins
Colours	Oiled Only: Clear, Sella Brown and Black Ash
Product Code	Ply



PLY AND BATTEN PANEL

Description	Ply sheets and Cedar Battens fixed to an aluminium frame
Frame	Full aluminium frame
Cladding	AA Grade Marine Ply and Western Red Cedar Battens
Colours	Oiled Only: Clear, Sella Brown and Black Ash
Product Code	P&B






Contemporary Designs



CLEARLITE

Description	Custom designed aluminium frame with acrylic inserts
Frame	Extruded aluminium B.I.T. frame (see page 15)
Inserts	Solid Acrylic
Colours	Frame: Powder coated or anodised Acrylic: Standard Danmar colours are Opal Gloss, Ice Matt or Grey Tint
Product Code	Clearlite



TWINLITE

Description	Custom designed aluminium frame with Twin-wall polycarbonate
Frame	Extruded aluminium B.I.T. frame (see page 15)
Inserts	8 – 10mm twin-walled and fluted polycarbonate
Colours	Opal, Metallic, Solar Ice, Clear, Bronze or Grey Tint
Product Code	Twinlite





MULTILITE

Description	Custom designed aluminium frame with Multi-wall polycarbonate inserts
Frame	Extruded aluminium BIT frame (see page 15)
Inserts	8 - 10mm multi-cell polycarbonate
Colours	Frame: Powder coated or anodised Multi-cell: Opal, Metallic, Solar Ice, Clear, Bronze or Grey Tint
Product Code	Danpalite



GLASSLITE

Description	Custom designed toughened glass door can be face fixed or framed as inserts
Frame	Extruded aluminium BIT frame (see page 15)
Inserts	Toughened glass-colours, clear, tinted, frosted
Product Code	Glass Door



BARLITE

Description	Aluminium frame with 19mm horizontal bars and acrylic backing
Frame	Full aluminium frame
Inserts	Solid Acrylic
Options	Perforated Inserts, Vertical Bars
Colours	Frame: Any powder coated colour (anodising not available) Acrylic: Opal Gloss, Ice Matt or Grey Tint
Product Code	Barlite





PERFALITE 18

Description	Custom designed aluminium frame with 18% perforated aluminium inserts
Frame	Extruded aluminium B.I.T. frame (see page 15)
Inserts	18% perforated aluminium
Options	Backing: 3mm Acrylic
Colours	Powder coated or anodised
Product Code	Perfalite-18


PERFALITE 42

Description	Custom designed aluminium frame with 42% perforated aluminium inserts
Frame	Extruded aluminium B.I.T. frame (see page 15)
Inserts	42% perforated aluminium
Options	Backing: 3mm Acrylic
Colours	Powder coated or anodised
Product Code	Perfalite-42


ALIWOOD

Description	Custom designed aluminium frame with timber inserts
Frame	Extruded aluminium B.I.T. frame (see page 15)
Inserts	86mm Western Red Cedar
Options	Frame: Extruded aluminium B.I.T. frame (see page 15) Timber: 135mm Western Red Cedar
Colours	Frame: Powder coated or anodised Timber: Fully Sealed Hemlock (Std colour), Walnut, Clear, Rosewood and Ebony. Or Oiled: Clear, Sella Brown and Black Ash
Product Code	Aliwood





TIMBERLITE

Description	Solid Western Red cedar frame with acrylic inserts
Frame	38mm thick rails and stiles
Inserts	Solid Acrylic or Twin-wall polycarbonate
Options	Any suitable flat material including glass
Colours	Fully Sealed Hemlock (Std colour), Walnut, Clear, Rosewood and Ebony. Or Oiled: Clear, Sella Brown and Black Ash
Product Code	Timberlite



ALIPANEL

Description	Aluminium composite face fixed to a sturdy frame. (Photo features negative detail on joins)
Frame	Full aluminium frame
Cladding	4mm aluminium composite material
Options	Using our standard materials, doors up to 5.8m wide can be designed with no joins. Other composite materials such as Alucobond, Ultrabond, Vitrabond etc. available upon request. Folded edges option.
Colours	Standard colours are DMR Silver, DMR Champagne, DMR White and DMR Metallic Grey. (please check colour availability). Other colours available in alternative composite materials. 2pak painting also available.
Product Code	Alipanel



THERMOPANEL

Description	Insulated in Flat-smooth; wide-ribbed woodgrain and narrow-ribbed wood-look
Panels	Produced in Belgium - highest European quality. Up to 30% reduction in heat transfer. Very quiet and attractive interior.
Profile	Smooth Flat (Thermoflat) Wide-ribbed (Thermorib) Narrow-ribbed wood-look (Thermofine)
Colours	Std White, Deep Matt Grey, Twopak epoxy coatings available in most colours or Golden Oak and Dark Oak (Thermofine profile)
Product Code	Thermoflat, Thermorib and Thermoflat See page 17 for Thermorib picture




CEDAR BATTEN PANEL

Description	Solid cedar battens are fixed to an aluminium frame
Frame	Full aluminium frame
Cladding	40x18mm or 65x18mm Western Red Cedar battens
Options	Acrylic backing
Colours	Frame: Any powder coated colour (anodising not available) Timber: Fully Sealed Hemlock (Std colour), Walnut, Clear, Rosewood and Ebony. Or
Product Code	CB-40 or CB-65


ALI BATTEN PANEL

Description	Aluminium battens fixed to an aluminium frame
Frame	Full aluminium frame
Cladding	65x16 pencil rounded aluminium battens
Options	Acrylic backing Various batten sizes
Colours	Any powder coated colour (anodising not available) Timber-look finished battens available
Product Code	AB-65


CEDAR MINI ORB


Description	Mini Orb door with cedar borders on each panel
Frame	Full aluminium frame
Cladding	Mini Orb sheeting with 140x18mm Western Red Cedar
Options	Custom Orb instead of mini orb (Product Code = COCP)
Colours	Cladding: Zinalume or all colorbond colours Timber: Fully Sealed Hemlock (Std colour), Walnut, Clear, Rosewood and Ebony. Or Oiled: Clear, Sella Brown and Black Ash
Product Code	MOCB






ALI LOUVRE PANEL

Description	Custom designed aluminium frame with open louvre inserts
Frame	50x50 welded aluminium
Inserts	Aluminium louvre panels
Colours	Any powder coated colour (anodising not available)
Product Code	Ali Louvre



MINI ORB

Description	Corrugated Mini Orb material face fixed to an aluminium frame
Frame	Full aluminium frame
Cladding	Mini Orb
Options	Custom Orb instead of mini orb (Product Code = COP)
Colours	Zincalume or all colorbond colours
Product Code	MOP



ALI MINI ORB

Description	Mini Orb inserted into a custom designed aluminium frame
Frame	Extruded aluminium B.I.T frame (see page 15)
Inserts	Mini Orb
Options	Extruded aluminium B.I.T. frame (see page 15)
Colours	Frame: Powder coated or anodised Mini Orb: Zincalume or all colorbond colours
Product Code	MOAB







BAR PANEL

Description	Aluminium frame with 19mm horizontal bars
Frame	Full aluminium frame
Cladding / Inserts	None
Options	Vertical bars
Colours	Any powder coated colour (anodising not available)
Product Code	Bar Panel



MESH PANEL

Description	Custom designed aluminium frame with stainless steel mesh inserts
Frame	Extruded aluminium B.I.T. frame (see page 15)
Inserts	1.6mm stainless steel mesh
Colours	Frame: Powder coated or anodised Mesh: Black
Product Code	Mesh



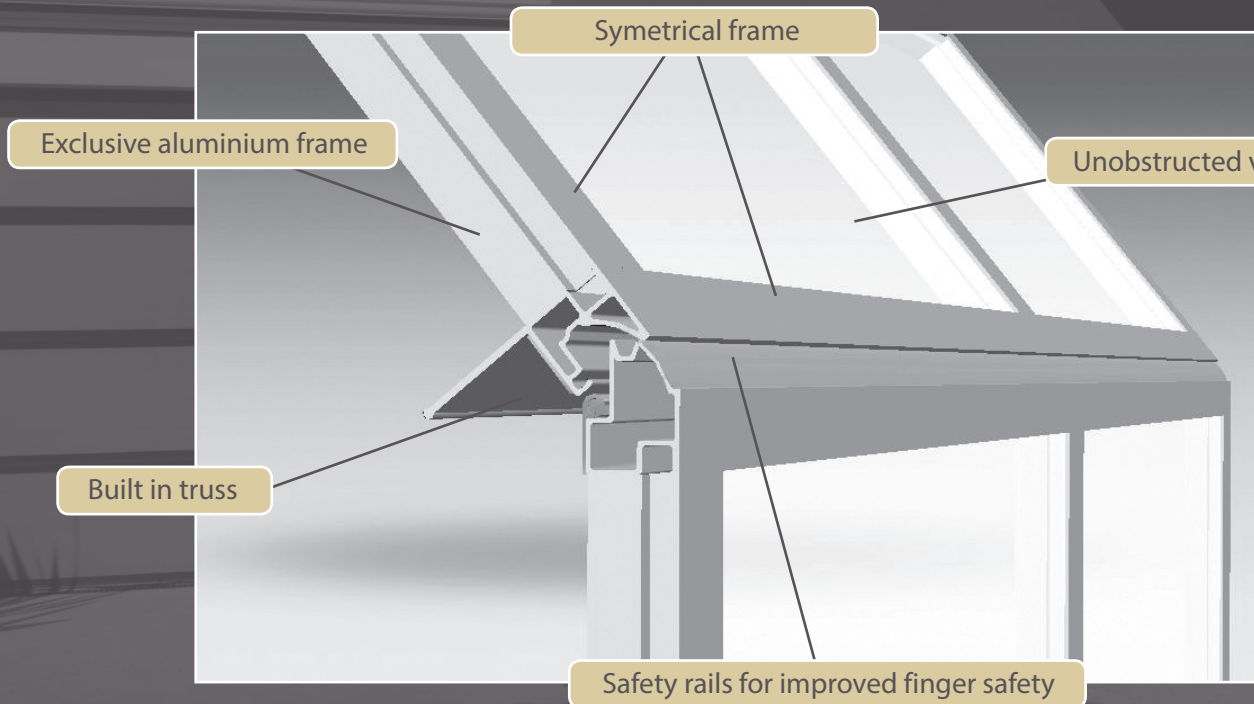
GRILLE PANEL

Description	Custom designed aluminium frame with diamond shaped security mesh inserts
Frame	Extruded aluminium B.I.T. frame (see page 15)
Inserts	Diamond shaped security mesh
Colours	Powder coated or anodised
Product Code	Grille



B.I.T. Frame Exclusive to Danmar

Designed and engineered by Danmar, the B.I.T. (built in truss) aluminium extruded frame was developed to eliminate the need for unsightly wind bracing. Additional benefits include increased finger safety (when operated manually) and enhanced weather proofing.



- ◆ No trusses required for most doors up to 6m
- ◆ Superior view from inside
- ◆ Less panel deflection in the horizontal position
- ◆ Improved water proofing between the panels
- ◆ Wide selection of panel inserts
- ◆ More flexibility with panel configuration



CUSTOM & COMBINATION DESIGNS

The following garage doors are a small sample of some of the various custom or combination garage doors that we have produced. They are shown to illustrate that at Danmar we will work with our customers to design and manufacture the right garage door to suit any home or building.







technical specifications

In addition to reducing product costs, eliminating pelmets or jambs will also reduce installation costs. To eliminate the need for pelmets or jambs, it is preferred that the minimum clearances outlined on the next page are taken into consideration during the design and construction process.

frequently asked questions

What timber do you use?

We predominantly use Canadian Western Red Cedar that is sourced from sustainable managed forests. Typically 10% more trees are planted each year than harvested.

Danmar can also manufacture garage doors in a range of other timbers – just let us know your requirements and we will work with you to achieve your vision.

Why Western Red Cedar?

Western Red Cedar, with its appealing natural look and feel, is the world's most popular exterior timber. Natural resistance to decay, excellent dimensional stability, light weight, good strength to weight ratio and availability of long lengths make cedar the perfect choice for garage door construction.

What other features does Western Red Cedar have?

Western Red Cedar also has excellent thermal insulation and sound dampening properties. The natural oil preservatives ensure that cedar does not rot, nor will white ants attack the timber.

What about colour variation?

Western Red Cedar can vary from straw light to chocolate dark, often within the same piece of timber. This is a very unique and appealing feature.

Will my door mature / change colour?

Yes. Typically the lighter timber will darken and the dark timber will lighten. Depending on exposure to the sun, colour variation can significantly reduce over time. This is especially prominent in doors with a 'Clear' finish.

What about sealing the timber?

Danmar predominantly uses Vernities products to finish the timber doors. With a fully sealed finished, our unique sealing process delivers the equivalent of at least 6 brushed coats.

What sealing options can Danmar offer?

All timber doors can be purchased as either Fully Sealed, Part Sealed or Oiled.

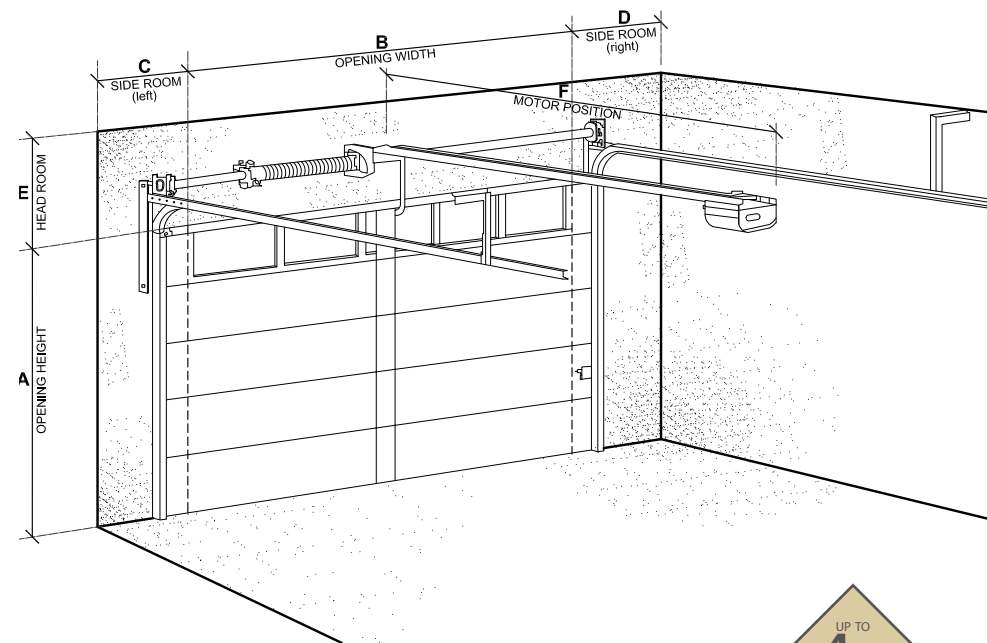
Can I specify other paint / sealers to be used?

Yes, other paints can be used however we will only warrant the finish with Vernities and Sikkens products.

Can I colour match the door to other timber in my house?

Colour matching can be very difficult and is not guaranteed in any way. Where possible, Danmar will work with customers to achieve a certain colour and at times this may attract additional charges. If colour matching is critical, we would recommend purchasing the garage door in the 'Raw' finish and painting it on site.

A	OPENING HEIGHT	<ul style="list-style-type: none"> - Door Height = Opening Height + 10mm - Standard door height up to 3550mm - Doors higher than 3550mm available - POA
B	OPENING WIDTH	<ul style="list-style-type: none"> - Door Width = Opening Width + 60mm - Standard door width up to 7000mm - Doors wider than 7000mm available – POA
C	SIDE ROOM left (size of return without obstruction)	<ul style="list-style-type: none"> - Min 125 mm required to eliminate need for side jamb
D	SIDE ROOM right (size of return without obstruction)	<ul style="list-style-type: none"> - Min 125 mm required to eliminate need for side jamb
E	HEAD ROOM (Lintel to ceiling / cornice without obstruction)	<ul style="list-style-type: none"> - Standard Headroom application used if greater than 350mm - Low Headroom application (twin track) is required if between 250mm and 350mm - Pelmet or Head Panel is required if less than 250mm
F	MOTOR POSITION	<ul style="list-style-type: none"> - Door height + 1000mm without obstruction to ensure maximum door opening



Why did my garage door, fully sealed with Hemlock stain, initially look quite 'orange'.

The initial orange tint is due to the red pigment in the stain. As the door is exposed to sunlight, the red pigment breaks down and the orange tint will disappear. Depending on the exposure to sunlight, this usually takes a few months.

How often do I need to reseal my timber garage door?

It is a general misperception that timber garage doors require excessive maintenance. The time between resealing the door will vary depending on the weather conditions, however due to our unique sealing process we have been able to achieve the following results:

- East and South facing doors have been known to last as long as 5 years
- North and West facing doors usually need some attention within 2-3 years

Leaving it too long before refreshing may result in the sealer cracking and peeling. If the door has been exposed to more adverse weather conditions, there may be a need to re-coat at an earlier stage. We advise our customers to inspect their garage doors on a regular basis and re-seal when the first signs of 'greying' appear. If the door has been exposed to hail damage, it must be re-sealed immediately.

Can I reseal the door myself?

Yes, this is a simple process and we would be happy to guide you.

What warranty do you offer?

Danmar warrants that our doors will be free from all structural defects for a period of up to 4 years. Natural features contained within the timber will however not be accepted as defects. The structural warranty does not apply to the longevity of the paint finish.

All warranty claims are subject to the customer producing a satisfactory service history.

How often do I need to service my garage door?

All moving parts should be lubricated on a regular basis using multi-purpose spray grease. In addition, Danmar recommends that the garage door is serviced by a qualified technician in accordance with the following schedule:

- Single & double garage door: every 12 months
- Extra large garage door (over 14m² or 150kg): every 6 months

What maintenance can I do myself?

Lubrication of springs, hinges and rollers with white lithium grease or penetrating sprays (eg. WD-40) every 6 months will be sufficient for most garage doors.

The occasional hose down (more often in coastal locations) in the cool of the day is generally sufficient to remove excess dirt. Washing the door with warm soapy water and a soft sponge (NOTHING ABRASIVE) every 12 months will rejuvenate the door.

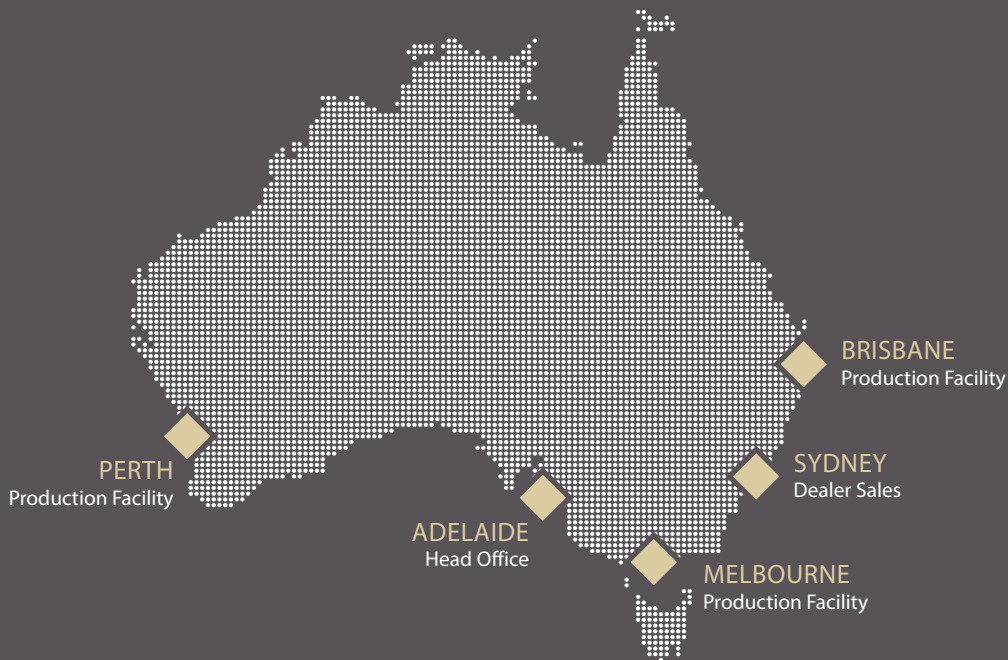
I live close to the ocean. What do I need to be aware of?

Irrespective of the type of door that you have purchased, the main consideration when living close to the ocean is the deterioration of the tracks and other exposed steel. As such, we would highly recommend powder coating the hardware. Additional charges apply.

With the largest range, widest options,
custom designs, quality and value for money,
Danmar is the industry leader.

Contact Danmar or your nearest Danmar Distributor for expert advice on how
Danmar Garage Doors can help you realise your vision.

Call your local Danmar office on 1300 302 988 or
email us at sales@danmardoors.com.au



D

www.danmardoors.com.au

